

Weekly information about State program results "Affordable mortgage 7%" on 13.09.2021



Applications & Credits by banks

Banks	Applications (qnty)	Rejected apps (qnty)	Applications (uah)	Credits (qnty)	Credits (uah)
Credobank	245		194 270 818	212	180 840 154
UGB	242	3	227 306 003	155	145 972 197
Oschadbank	273	15	247 187 050	157	136 601 524
Globus	193	2	173 328 235	139	117 180 491
Privat	199	10	150 041 435	135	96 202 652
Alliance	16	3	15 606 000	7	7 535 000
OTP	7	1	6 016 900	4	3 076 900
Lviv	4	1	3 088 356	2	2 219 000
Mega	2		1 309 000		
Усього	1 181	35	1 018 153 797	811	689 627 917

17
Banks

1 181
Applications

811
Credits

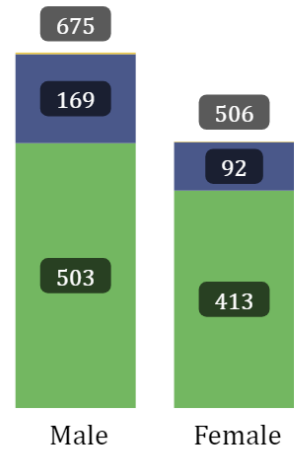
3 % (35)
Rejected

Applications (uah)
1 018 153 797

Credits (uah)
689 627 917

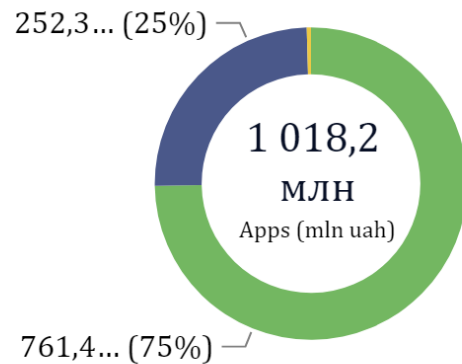
Average Credit (uah)
850 343

Applications by gender



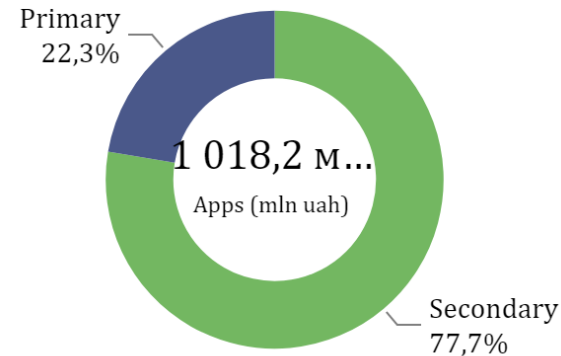
● 1_hired wor... ● 2_individual ... ● 4_w/o work

Applications distribution by type of borrower, mln uah

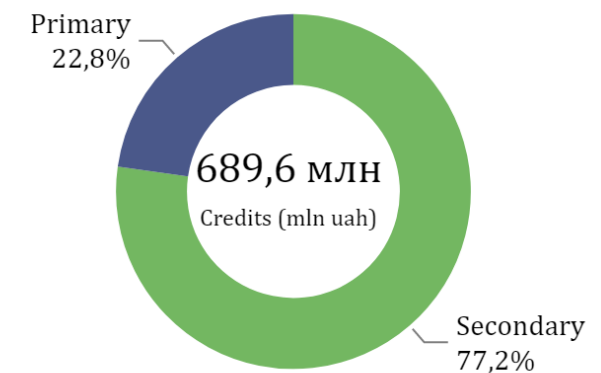


● 1_hired worker ● 2_individual en... ● 4_w/o work

Applications distribution by market type

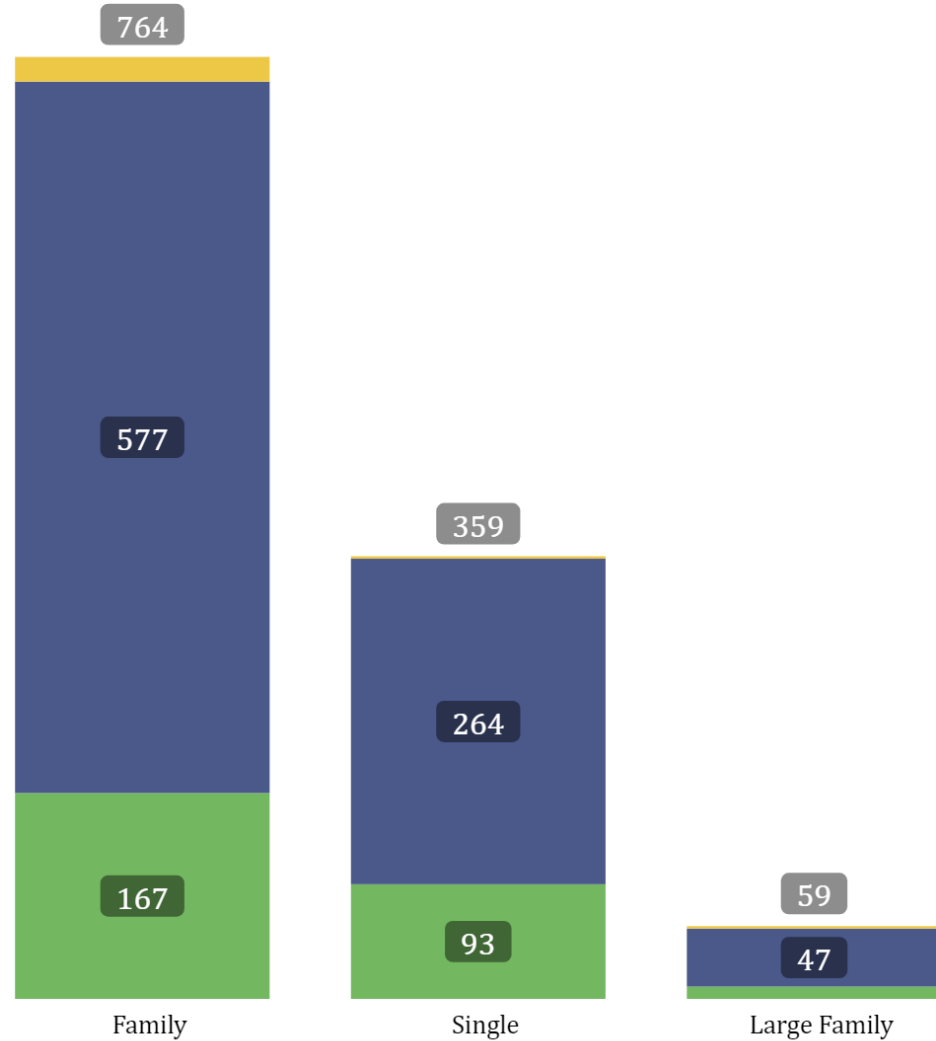


Credits distribution by market type



Weekly information
about State program results "Affordable mortgage 7%" on 13.09.2021 (cont.)

Applications distribution by borrower type & mortgage



● 1.1_Apartment - primary market ● 2.1_Apartment - secondary market ● 2.2_House - secondary market

Applications & Agreements by mortgage

Goal	Applications (qnty)	Applications (uah)	Credits (qnty)	Credits (uah)
2.1_Apartment - secondary market	887	765 283 685	605	518 603 915
+ Oschadbank	267	240 081 650	155	134 633 144
+ Credobank	170	132 948 905	148	128 659 951
+ UGB	192	187 856 767	129	125 126 669
+ Privat	199	150 041 435	135	96 202 652
+ Globus	42	38 244 672	31	27 335 600
+ OTP	7	6 016 900	4	3 076 900
+ Lviv	4	3 088 356	2	2 219 000
+ Alliance	6	7 005 000	1	1 350 000
1.1_Apartment - primary market	270	227 370 098	193	156 906 556
+ Globus	151	135 083 563	108	89 844 891
+ Credobank	67	52 219 013	57	44 480 343
+ UGB	39	28 757 522	22	16 396 322
+ Alliance	10	8 601 000	6	6 185 000
+ Mega	2	1 309 000		
+ Oschadbank	1	1 400 000		
2.2_House - secondary market	24	25 500 014	13	14 117 446
+ Credobank	8	9 102 900	7	7 699 860
+ UGB	11	10 691 714	4	4 449 206
+ Oschadbank	5	5 705 400	2	1 968 380
Усього	1 181	1 018 153 797	811	689 627 917

Weekly information
about State program results "Affordable mortgage 7%" on 13.09.2021 (cont.)

Credits by regions

Region	Credits (qnty)	Credits (uah)
Kyivska	421	417 246 889
Kharkivska	69	47 976 084
Lvivska	52	42 546 830
Volynska	50	34 642 888
Rivnenska	52	33 794 831
Vinnitska	26	21 094 984
Odeska	19	12 977 869
Dnipropetrovska	13	11 276 790
Ivano-Frankivska	19	10 645 901
Chernihivska	17	9 595 769
Mykolayivska	13	8 171 830
Ternopilska	11	7 506 540
Khmelnitska	11	6 799 250
Zakarpatska	8	5 934 778
Sumska	9	5 228 385
Cherkaska	6	4 531 470
Zhytomyrska	5	3 159 300
Poltavska	3	2 451 900
Zaporizka	3	1 821 645
Khersonska	2	1 449 000
Kirovohradska	2	774 985
Усього	811	689 627 917

Apps distribution by regions

