

# Weekly information about State program results "Available mortgage 7%" on 07.06.2021



## Applications & Credits by banks

Banks	Applications (qnty)	Rejected apps (qnty)	Applications (uah)	Credits (qnty)	Credits (uah)
Credobank	113		89 062 020	96	79 413 080
UGB	150	3	146 670 039	82	78 395 457
Globus	135	2	116 523 836	87	71 326 036
Privat	125	3	97 019 982	67	47 365 885
Oschadbank	171	15	160 492 805	50	45 621 978
Alliance	8	2	8 231 000	3	3 387 000
OTP	4	1	3 474 300	1	534 300
<b>Усього</b>	<b>706</b>	<b>26</b>	<b>621 473 982</b>	<b>386</b>	<b>326 043 736</b>

14  
Banks

706  
Applications

386  
Credits

3.7 % ( 26 )  
Rejected

Applications (uah)

**621 473 982**

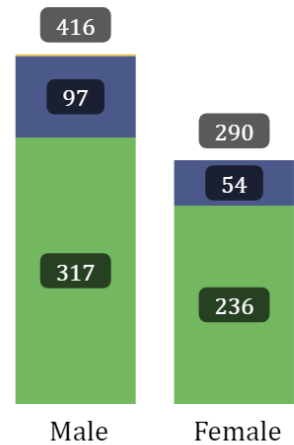
Credits (uah)

**326 043 736**

Average Credit (uah)

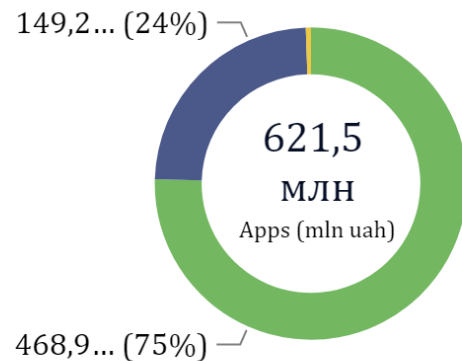
**844 673**

## Applications by gender



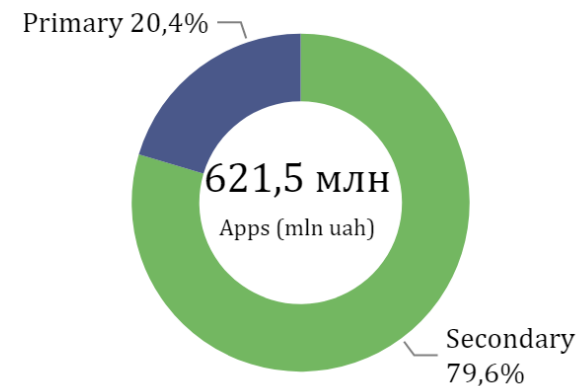
● 1\_hired wor... ● 2\_individual ... ● 4\_w/o work

## Applications distribution by type of borrower, mln uah

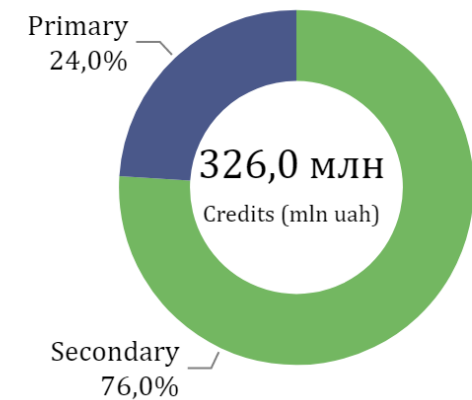


● 1\_hired worker ● 2\_individual en... ● 4\_w/o work

## Applications distribution by market type

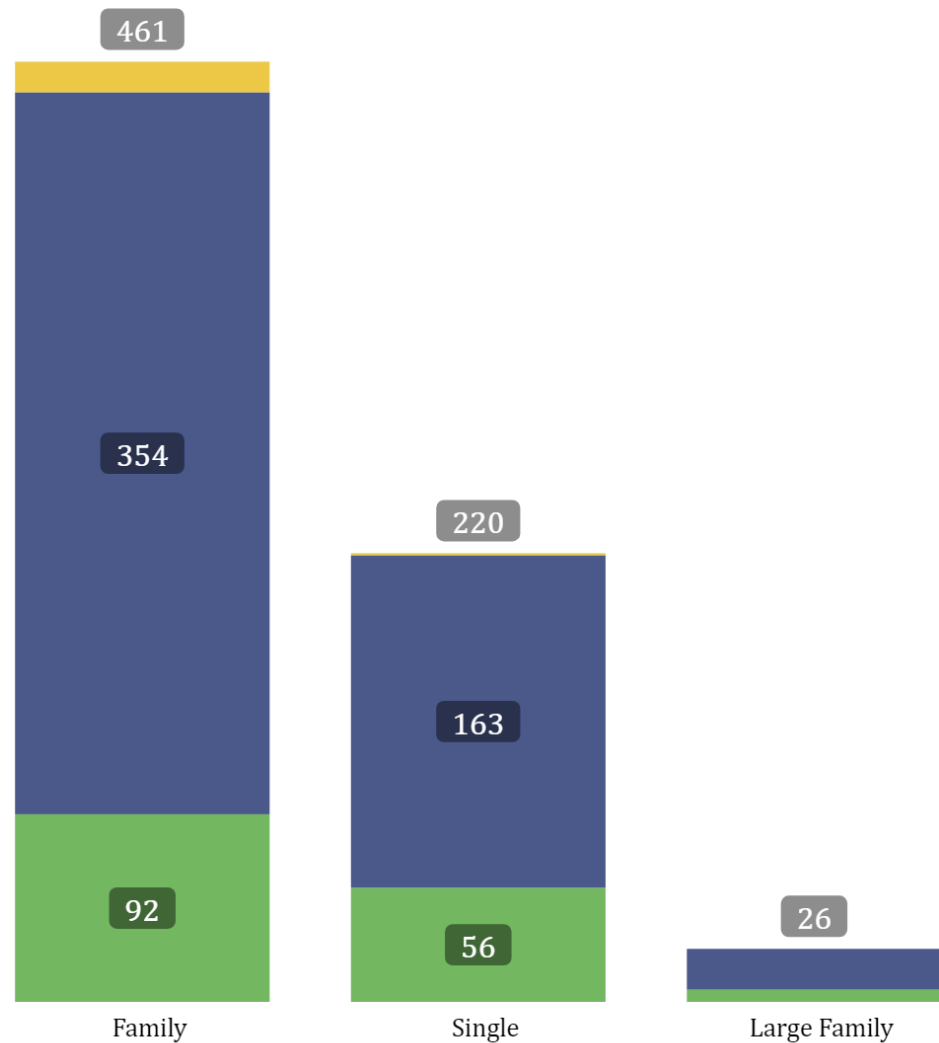


## Credits distribution by market type



Weekly information  
about State program results "Available mortgage 7%" on 07.06.2021 (cont.)

### Applications distribution by borrower type & mortgage



● 1.1\_Apartment - primary market ● 2.1\_Apartment - secondary market ● 2.2\_House - secondary market

### Applications & Agreements by mortgage

Goal	Applications (qnty)	Applications (uah)	Credits (qnty)	Credits (uah)
<b>2.1_Apartment - secondary market</b>	<b>536</b>	<b>477 775 046</b>	<b>280</b>	<b>239 973 977</b>
+ UGB	126	128 824 516	75	72 775 923
+ Credobank	80	60 595 961	65	54 141 991
+ Privat	125	97 019 982	67	47 365 885
+ Oschadbank	168	156 755 805	50	45 621 978
+ Globus	31	28 864 482	22	19 533 900
+ OTP	4	3 474 300	1	534 300
+ Alliance	2	2 240 000		
<b>1.1_Apartment - primary market</b>	<b>154</b>	<b>126 597 707</b>	<b>99</b>	<b>78 174 209</b>
+ Globus	104	87 659 354	65	51 792 136
+ Credobank	27	21 975 399	26	19 678 189
+ Alliance	6	5 991 000	3	3 387 000
+ UGB	17	10 971 954	5	3 316 884
<b>2.2_House - secondary market</b>	<b>16</b>	<b>17 101 229</b>	<b>7</b>	<b>7 895 550</b>
+ Credobank	6	6 490 660	5	5 592 900
+ UGB	7	6 873 569	2	2 302 650
+ Oschadbank	3	3 737 000		
<b>Усього</b>	<b>706</b>	<b>621 473 982</b>	<b>386</b>	<b>326 043 736</b>

Weekly information  
about State program results "Available mortgage 7%" on 07.06.2021 (cont.)

### Credits by regions

Region	Credits (qnty)	Credits (uah)
Kyivska	200	196 520 982
Kharkivska	37	24 310 274
Rivnenska	28	19 156 690
Lvivska	23	18 707 559
Volynska	25	17 899 838
Vinnyska	15	11 589 699
Odeska	9	6 168 078
Ivano-Frankivska	11	5 504 136
Khmelnytska	9	5 255 250
Dnipropetrovska	4	4 195 125
Ternopilska	5	3 587 540
Zakarpatska	3	2 624 000
Sumska	3	1 849 000
Mykolayivska	3	1 839 461
Chernihivska	3	1 670 749
Zhytomyrska	2	1 183 000
Cherkaska	1	1 045 995
Khersonska	1	880 000
Kirovohradska	2	774 985
Poltavska	1	668 000
Zaporizka	1	613 375
<b>Усього</b>	<b>386</b>	<b>326 043 736</b>

### Apps distribution by regions

