

Weekly information about State program results "Available mortgage 7%" on 22.06.2021



Applications & Credits by banks

Banks	Applications (qnty)	Rejected apps (qnty)	Applications (uah)	Credits (qnty)	Credits (uah)
UGB	167	3	159 209 035	97	93 504 876
Credobank	126		101 367 867	108	91 074 240
Globus	143	2	121 751 960	101	82 414 236
Oschadbank	193	15	178 944 990	69	62 529 183
Privat	141	10	106 742 022	81	58 481 560
Alliance	8	2	8 231 000	4	4 555 000
OTP	4	1	3 474 300	1	534 300
Усього	782	33	679 721 174	461	393 093 394

14
Banks

782
Applications

461
Credits

4.2 % (33)
Rejected

Applications (uah)

679 721 174

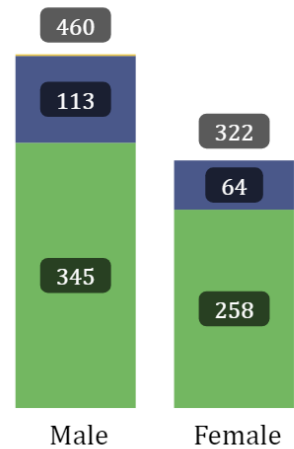
Credits (uah)

393 093 394

Average Credit (uah)

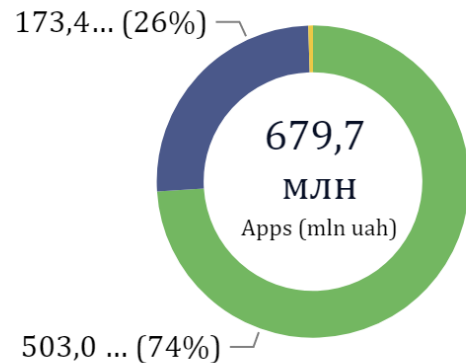
852 697

Applications by gender



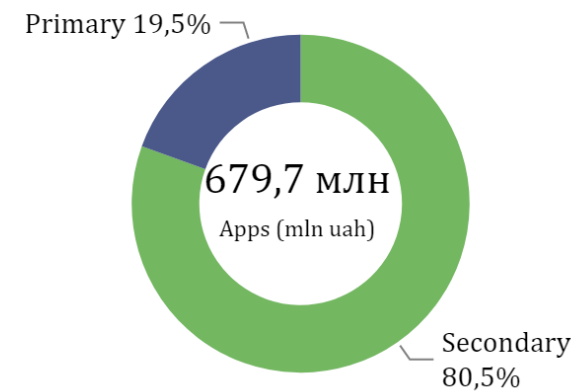
● 1_hired wor... ● 2_individual ... ● 4_w/o work

Applications distribution by type of borrower, mln uah

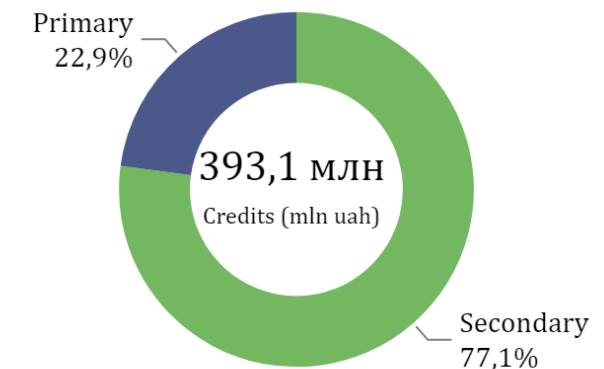


● 1_hired worker ● 2_individual en... ● 4_w/o work

Applications distribution by market type



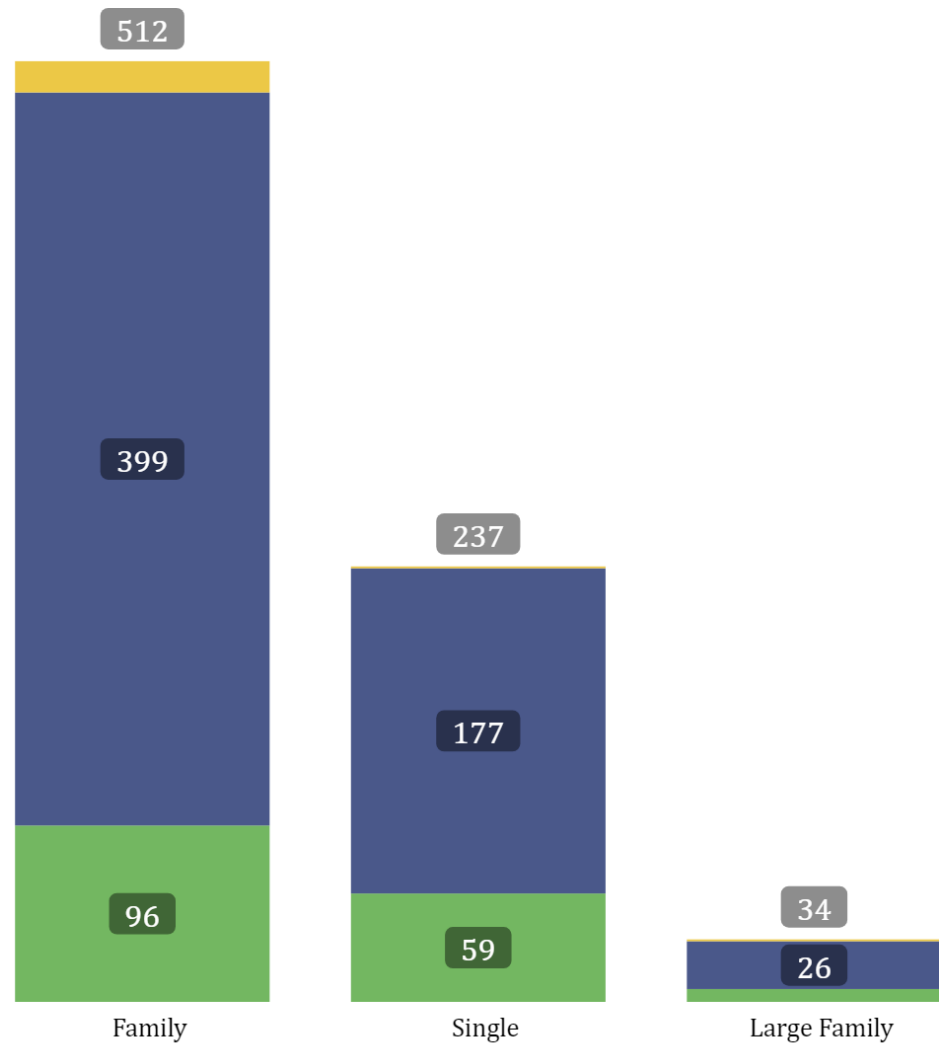
Credits distribution by market type



Weekly information
about State program results "Available mortgage 7%" on 22.06.2021 (cont.)



Applications distribution by borrower type & mortgage



● 1.1_Apartment - primary market ● 2.1_Apartment - secondary market ● 2.2_House - secondary market

Applications & Agreements by mortgage

Goal	Applications (qnty)	Applications (uah)	Credits (qnty)	Credits (uah)
2.1_Apartment - secondary market	601	525 787 207	339	293 665 519
+ UGB	142	139 763 512	89	87 159 186
+ Credobank	89	69 532 301	74	62 747 391
+ Oschadbank	189	173 793 590	69	62 529 183
+ Privat	141	106 742 022	81	58 481 560
+ Globus	34	30 241 482	25	22 213 900
+ OTP	4	3 474 300	1	534 300
+ Alliance	2	2 240 000		
1.1_Apartment - primary market	162	132 306 831	113	89 908 409
+ Globus	109	91 510 478	76	60 200 336
+ Credobank	30	23 833 399	28	21 836 189
+ Alliance	6	5 991 000	4	4 555 000
+ UGB	17	10 971 954	5	3 316 884
2.2_House - secondary market	19	21 627 136	9	9 519 466
+ Credobank	7	8 002 167	6	6 490 660
+ UGB	8	8 473 569	3	3 028 806
+ Oschadbank	4	5 151 400		
Усього	782	679 721 174	461	393 093 394

Weekly information
about State program results "Available mortgage 7%" on 22.06.2021 (cont.)

Credits by regions

Region	Credits (qnty)	Credits (uah)
Kyivska	246	242 792 552
Kharkivska	46	30 309 874
Rivnenska	31	21 283 690
Volynska	28	19 568 838
Lvivska	24	19 147 559
Vinnyska	16	13 187 299
Odeska	10	6 895 383
Ivano-Frankivska	12	6 118 336
Khmelnyska	10	5 880 250
Ternopil'ska	7	5 067 540
Dnipropetrovska	5	4 899 425
Mykolayiv'ska	5	3 682 399
Zakarpatska	4	3 350 156
Chernihiv'ska	4	2 270 739
Zhytomyr'ska	3	2 083 000
Sumska	3	1 849 000
Cherkaska	2	1 770 995
Kherson'ska	1	880 000
Kirovohrad'ska	2	774 985
Poltav'ska	1	668 000
Zaporizka	1	613 375
Усього	461	393 093 394

Apps distribution by regions

