

Weekly information about State program results "Affordable mortgage 7%" or 12.07.2021



Applications & Credits by banks

Banks	Applications (qnty)	Rejected apps (qnty)	Applications (uah)	Credits (qnty)	Credits (uah)
Credobank	147		116 322 360	129	110 607 740
UGB	183	3	172 032 183	112	106 064 635
Oschadbank	224	15	204 564 678	98	88 715 798
Globus	153	2	131 150 420	109	87 626 836
Privat	157	10	121 408 484	98	69 350 570
Alliance	9	3	8 231 000	6	6 185 000
Lviv	3	1	1 837 581	1	975 000
OTP	5	1	4 309 400	1	534 300
Усього	881	35	759 856 106	554	470 059 878

15
Banks

881
Applications

554
Credits

4 % (35)
Rejected

Applications (uah)

759 856 106

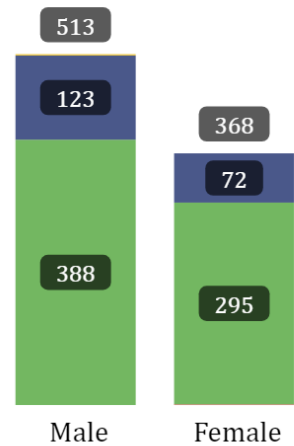
Credits (uah)

470 059 878

Average Credit (uah)

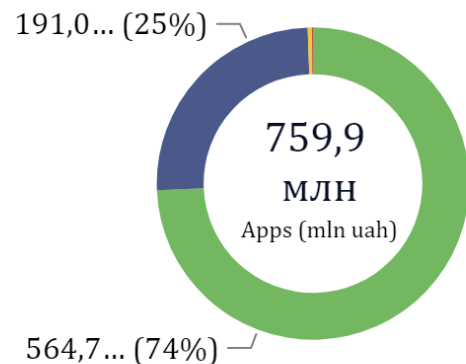
848 484

Applications by gender



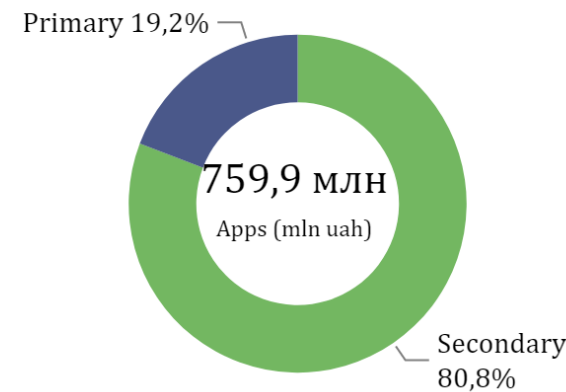
● (Пыcro) ● 1_hired ... ● 2_indivi... ● 4_w/o ...

Applications distribution by type of borrower, mln uah

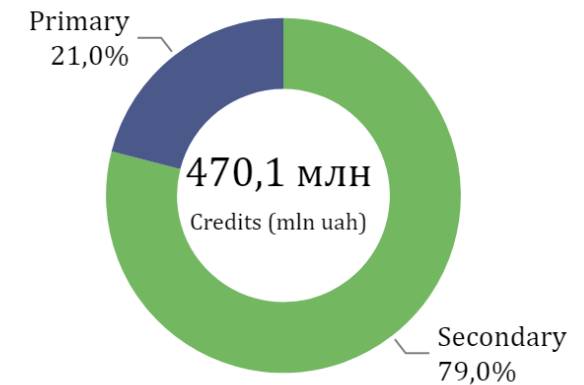


● 1_hired ... ● 2_individ... ● 4_w/o w... ● (Пыcro)

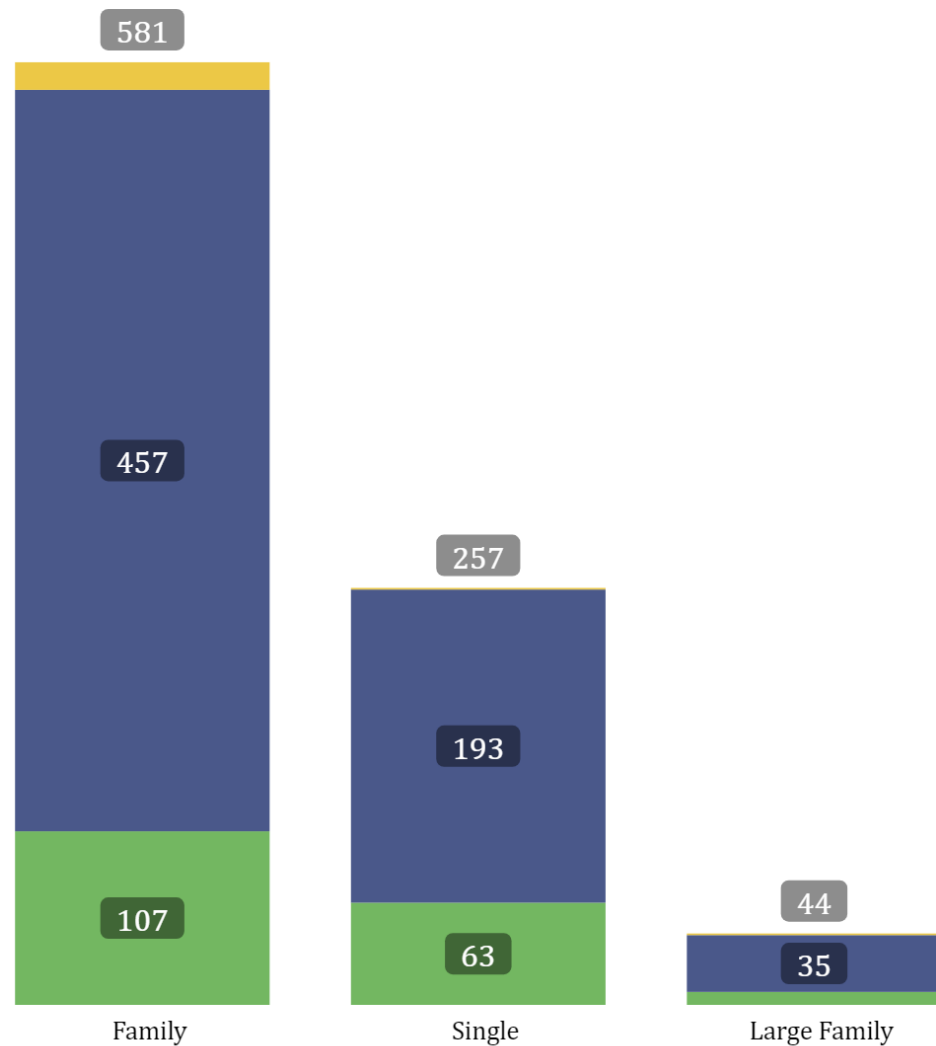
Applications distribution by market type



Credits distribution by market type



Applications distribution by borrower type & mortgage



● 1.1_Apartment - primary market ● 2.1_Apartment - secondary market ● 2.2_House - secondary market

Applications & Agreements by mortgage

Goal	Applications (qnty)	Applications (uah)	Credits (qnty)	Credits (uah)
2.1_Apartment - secondary market	684	592 649 962	417	359 211 259
+ UGB	154	150 474 866	100	97 370 481
+ Oschadbank	220	199 413 278	97	87 301 418
+ Credobank	108	82 223 461	93	80 086 891
+ Privat	157	121 408 484	98	69 350 570
+ Globus	35	30 742 892	27	23 592 600
+ Lviv	3	1 837 581	1	975 000
+ OTP	5	4 309 400	1	534 300
+ Alliance	2	2 240 000		
1.1_Apartment - primary market	178	145 881 315	126	98 705 573
+ Globus	118	100 407 528	82	64 034 236
+ Credobank	32	26 399 039	29	22 820 989
+ Alliance	7	5 991 000	6	6 185 000
+ UGB	21	13 083 748	9	5 665 348
2.2_House - secondary market	19	21 324 829	11	12 143 046
+ Credobank	7	7 699 860	7	7 699 860
+ UGB	8	8 473 569	3	3 028 806
+ Oschadbank	4	5 151 400	1	1 414 380
Усього	881	759 856 106	554	470 059 878

Weekly information
about State program results "Affordable mortgage 7%" or 12.07.2021 (cont.)

Credits by regions

Region	Credits (qnty)	Credits (uah)
Kyivska	286	283 091 569
Kharkivska	50	33 538 724
Lvivska	32	25 331 164
Rivnenska	37	24 950 590
Volynska	34	23 467 338
Vinnyska	17	14 132 299
Dnipropetrovska	9	8 266 600
Ivano-Frankivska	15	8 179 891
Odeska	12	8 083 048
Chernihivska	11	6 385 589
Ternopil'ska	8	6 042 540
Khmelnytska	10	5 880 250
Zakarpatska	6	4 805 278
Mykolayivska	6	4 408 399
Sumska	7	4 061 150
Cherkaska	4	3 339 790
Zhytomyrska	5	3 159 300
Khersonska	1	880 000
Kirovohradska	2	774 985
Poltavska	1	668 000
Zaporizka	1	613 375
Усього	554	470 059 878

Apps distribution by regions

