

Weekly information about State program results "Available mortgage 7%" on 14.06.2021



Applications & Credits by banks

Banks	Applications (qnty)	Rejected apps (qnty)	Applications (uah)	Credits (qnty)	Credits (uah)
Credobank	119		93 649 820	106	88 818 440
UGB	160	3	154 569 185	88	84 868 233
Globus	140	2	119 318 086	98	79 916 236
Oschadbank	178	15	167 009 395	61	55 988 955
Privat	137	4	104 573 382	72	50 632 485
Alliance	8	2	8 231 000	4	4 555 000
OTP	4	1	3 474 300	1	534 300
Усього	746	27	650 825 168	430	365 313 649

14 Banks 746 Applications 430 Credits 3.6 % (27) Rejected

Applications (uah)

650 825 168

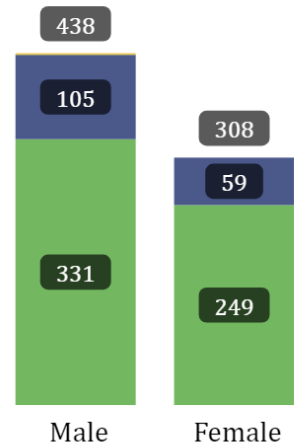
Credits (uah)

365 313 649

Average Credit (uah)

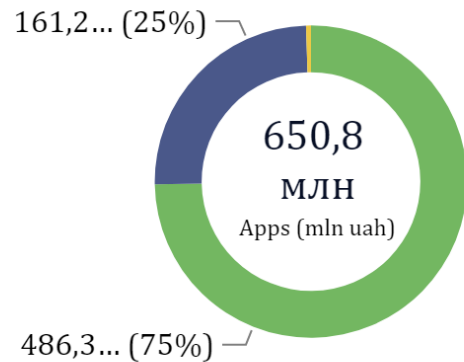
848 253

Applications by gender



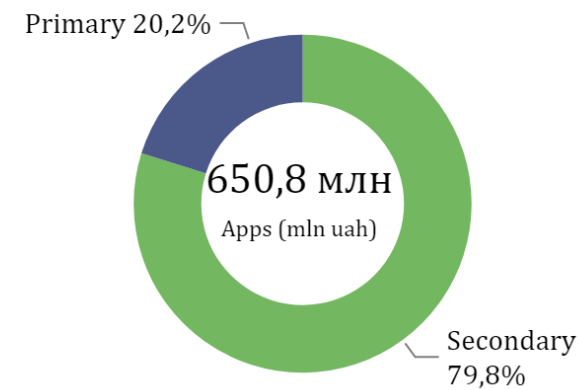
● 1_hired wor... ● 2_individual ... ● 4_w/o work

Applications distribution by type of borrower, mln uah

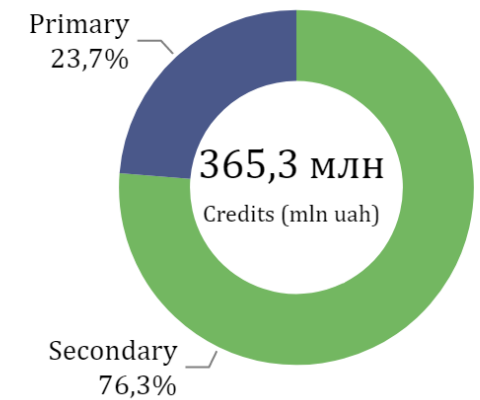


● 1_hired worker ● 2_individual en... ● 4_w/o work

Applications distribution by market type

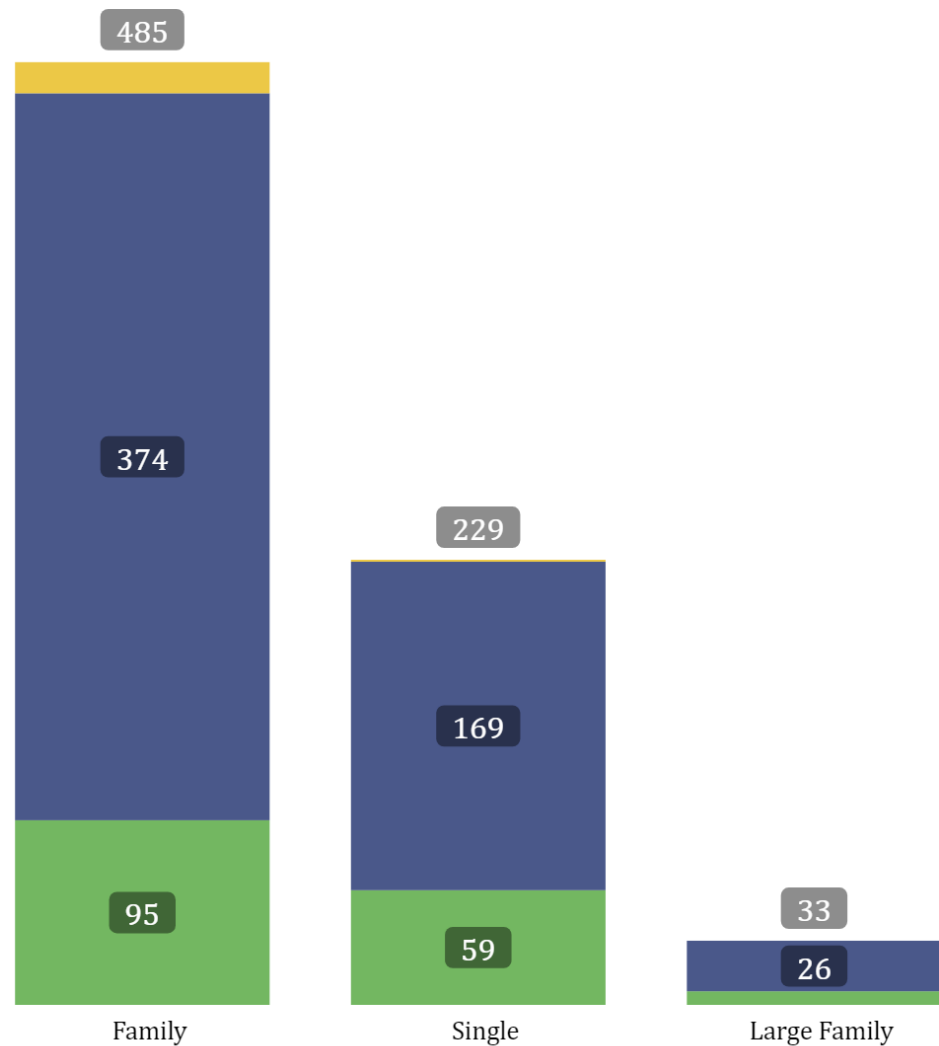


Credits distribution by market type



Weekly information
about State program results "Available mortgage 7%" on 14.06.2021 (cont.)

Applications distribution by borrower type & mortgage



● 1.1_Apartment - primary market ● 2.1_Apartment - secondary market ● 2.2_House - secondary market

Applications & Agreements by mortgage

Goal	Applications (qnty)	Applications (uah)	Credits (qnty)	Credits (uah)
2.1_Apartment - secondary market	568	501 059 582	311	268 581 774
+ UGB	136	136 723 662	80	78 522 543
+ Credobank	83	63 325 761	73	61 879 591
+ Oschadbank	174	161 857 995	61	55 423 955
+ Privat	137	104 573 382	72	50 632 485
+ Globus	32	28 864 482	24	21 588 900
+ OTP	4	3 474 300	1	534 300
+ Alliance	2	2 240 000		
1.1_Apartment - primary market	161	131 249 957	110	86 647 409
+ Globus	108	90 453 604	74	58 327 336
+ Credobank	30	23 833 399	27	20 448 189
+ Alliance	6	5 991 000	4	4 555 000
+ UGB	17	10 971 954	5	3 316 884
2.2_House - secondary market	17	18 515 629	9	10 084 466
+ Credobank	6	6 490 660	6	6 490 660
+ UGB	7	6 873 569	3	3 028 806
+ Oschadbank	4	5 151 400		565 000
Усього	746	650 825 168	430	365 313 649

Weekly information
about State program results "Available mortgage 7%" on 14.06.2021 (cont.)

Credits by regions

Region	Credits (qnty)	Credits (uah)
Kyivska	228	225 164 389
Kharkivska	45	29 562 874
Rivnenska	29	19 721 690
Volynska	28	19 568 838
Lvivska	23	18 707 559
Vinnyska	15	11 589 699
Odeska	9	6 168 078
Ivano-Frankivska	11	5 504 136
Khmelnyska	9	5 255 250
Dnipropetrovska	4	4 195 125
Ternopilska	6	4 152 540
Zakarpatska	4	3 350 156
Mykolayivska	4	2 788 211
Zhytomyrska	3	2 083 000
Sumska	3	1 849 000
Chernihivska	3	1 670 749
Cherkaska	1	1 045 995
Khersonska	1	880 000
Kirovohradska	2	774 985
Poltavska	1	668 000
Zaporizka	1	613 375
Усього	430	365 313 649

Apps distribution by regions

