

# Weekly information about State program results "Affordable mortgage 7%" on 06.09.2021



## Applications & Credits by banks

Banks	Applications (qnty)	Rejected apps (qnty)	Applications (uah)	Credits (qnty)	Credits (uah)
Credobank	238		189 599 838	205	174 941 054
UGB	235	3	220 494 912	150	141 573 662
Oschadbank	268	15	241 839 285	151	131 570 832
Globus	191	2	171 243 372	137	115 232 491
Privat	195	10	147 705 955	131	93 595 252
Alliance	16	3	15 606 000	6	6 185 000
Lviv	4	1	3 088 356	2	2 219 000
OTP	6	1	4 890 900	3	1 950 900
Mega	2		1 309 000		
<b>Усього</b>	<b>1 155</b>	<b>35</b>	<b>995 777 618</b>	<b>785</b>	<b>667 268 190</b>

17  
Banks

1 155  
Applications

785  
Credits

3 % ( 35 )  
Rejected

Applications (uah)

**995 777 618**

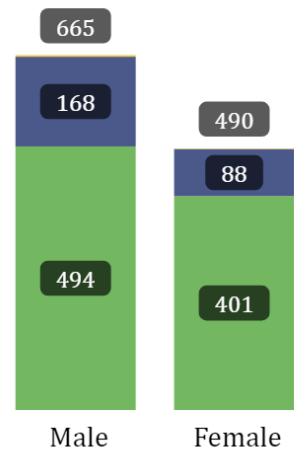
Credits (uah)

**667 268 190**

Average Credit (uah)

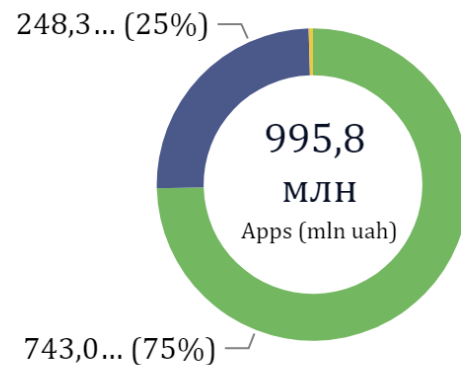
**850 023**

## Applications by gender



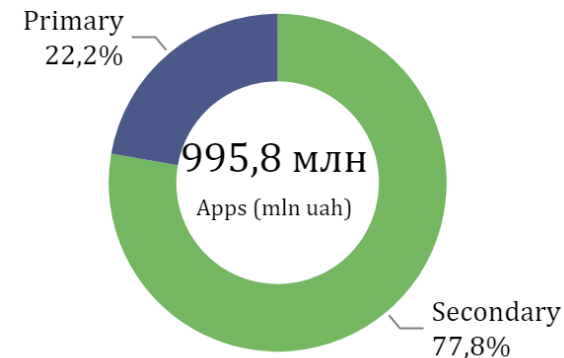
● 1\_hired wor... ● 2\_individual ... ● 4\_w/o work

## Applications distribution by type of borrower, mln uah

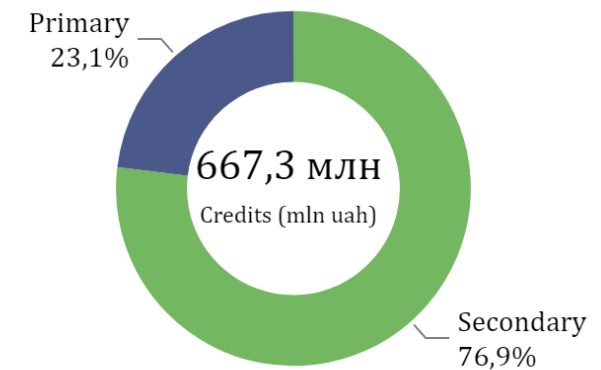


● 1\_hired worker ● 2\_individual en... ● 4\_w/o work

## Applications distribution by market type

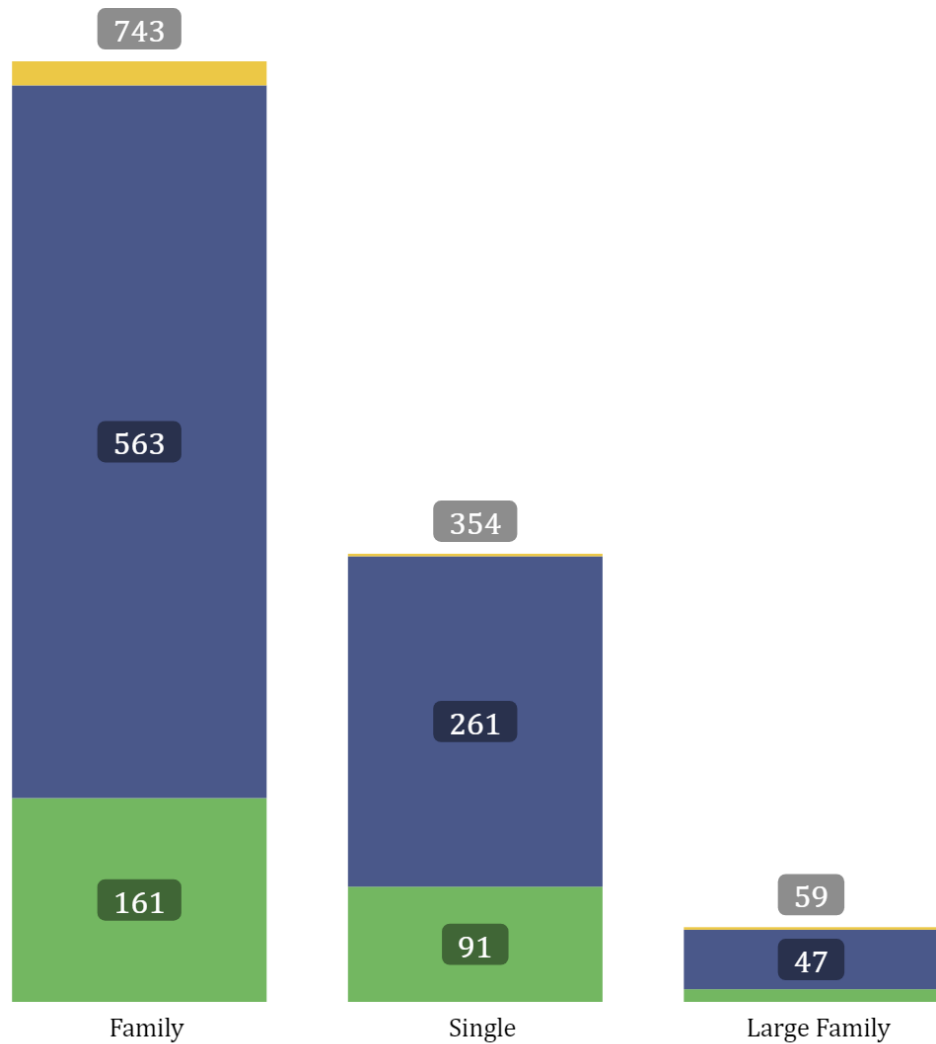


## Credits distribution by market type



Weekly information  
about State program results "Affordable mortgage 7%" on 06.09.2021 (cont.)

### Applications distribution by borrower type & mortgage



● 1.1\_Apartment - primary market ● 2.1\_Apartment - secondary market ● 2.2\_House - secondary market

### Applications & Agreements by mortgage

Goal	Applications (qnty)	Applications (uah)	Credits (qnty)	Credits (uah)
<b>2.1_Apartment - secondary market</b>	<b>870</b>	<b>749 516 389</b>	<b>583</b>	<b>499 263 188</b>
+ Oschadbank	263	236 133 885	149	129 602 452
+ Credobank	167	130 648 925	143	124 049 851
+ UGB	188	182 866 696	125	121 239 134
+ Privat	195	147 705 955	131	93 595 252
+ Globus	41	37 176 672	30	26 606 600
+ Lviv	4	3 088 356	2	2 219 000
+ OTP	6	4 890 900	3	1 950 900
+ Alliance	6	7 005 000		
<b>1.1_Apartment - primary market</b>	<b>262</b>	<b>221 421 860</b>	<b>189</b>	<b>153 887 556</b>
+ Globus	150	134 066 700	107	88 625 891
+ Credobank	63	49 848 013	55	43 191 343
+ UGB	37	27 597 147	21	15 885 322
+ Alliance	10	8 601 000	6	6 185 000
+ Mega	2	1 309 000		
<b>2.2_House - secondary market</b>	<b>23</b>	<b>24 839 369</b>	<b>13</b>	<b>14 117 446</b>
+ Credobank	8	9 102 900	7	7 699 860
+ UGB	10	10 031 069	4	4 449 206
+ Oschadbank	5	5 705 400	2	1 968 380
<b>Усього</b>	<b>1 155</b>	<b>995 777 618</b>	<b>785</b>	<b>667 268 190</b>

Weekly information  
about State program results "Affordable mortgage 7%" on 06.09.2021 (cont.)

### Credits by regions

Region	Credits (qnty)	Credits (uah)
Kyivska	406	401 898 382
Kharkivska	67	46 631 484
Lvivska	50	41 481 830
Volynska	49	34 022 988
Rivnenska	52	33 794 831
Vinnyska	24	19 805 984
Dnipropetrovska	13	11 276 790
Odeska	17	11 096 149
Ivano-Frankivska	19	10 645 901
Chernihivska	17	9 595 769
Mykolayivska	12	7 660 830
Ternopilska	11	7 506 540
Khmelnyska	11	6 799 250
Zakarpatska	7	5 634 778
Sumska	9	5 228 385
Cherkaska	6	4 531 470
Zhytomyrska	5	3 159 300
Poltavska	3	2 451 900
Khersonska	2	1 449 000
Zaporizka	2	1 066 488
Kirovohradska	2	774 985
	1	755 158
<b>Усього</b>	<b>785</b>	<b>667 268 190</b>

### Apps distribution by regions

