

Weekly information  
about State program results "Affordable mortgage 7%" on 16.08.2021



Applications & Credits by banks

Banks	Applications (qnty)	Rejected apps (qnty)	Applications (uah)	Credits (qnty)	Credits (uah)
Credobank	202		162 400 509	175	150 843 421
UGB	216	3	203 714 805	137	127 828 320
Oschadbank	249	15	224 247 527	133	115 974 669
Globus	178	2	156 819 884	124	102 890 246
Privat	179	16	136 331 974	117	83 496 492
Alliance	14	3	13 316 000	6	6 185 000
OTP	6	1	4 890 900	3	1 950 900
Lviv	3	1	1 837 581	1	975 000
<b>Усього</b>	<b>1 047</b>	<b>41</b>	<b>903 559 180</b>	<b>696</b>	<b>590 144 048</b>

16 Banks      1 047 Applications      696 Credits      3.9 % ( 41 ) Rejected

Applications (uah)

903 559 180

Credits (uah)

590 144 048

Average Credit (uah)

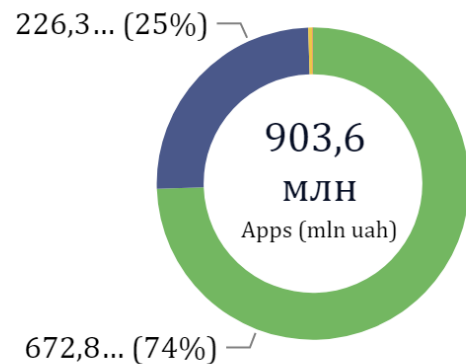
847 908

Applications by gender



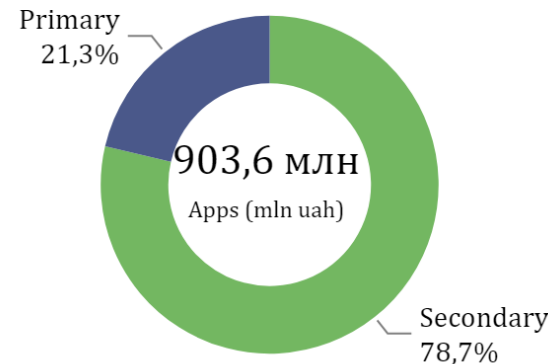
● (Пцро) ● 1\_hired ... ● 2\_indivi... ● 4\_w/o ...

Applications distribution by type of borrower, mln uah

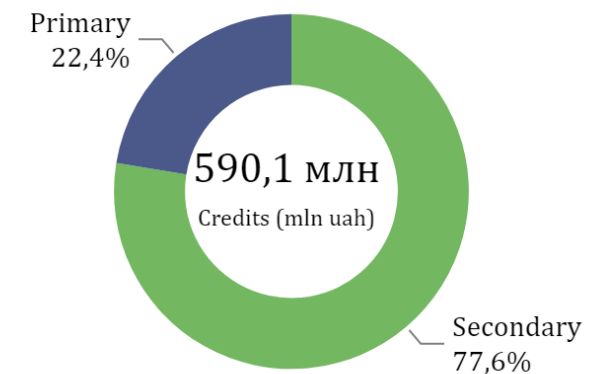


● 1\_hired ... ● 2\_individ... ● 4\_w/o w... ● (Пцро)

Applications distribution by market type

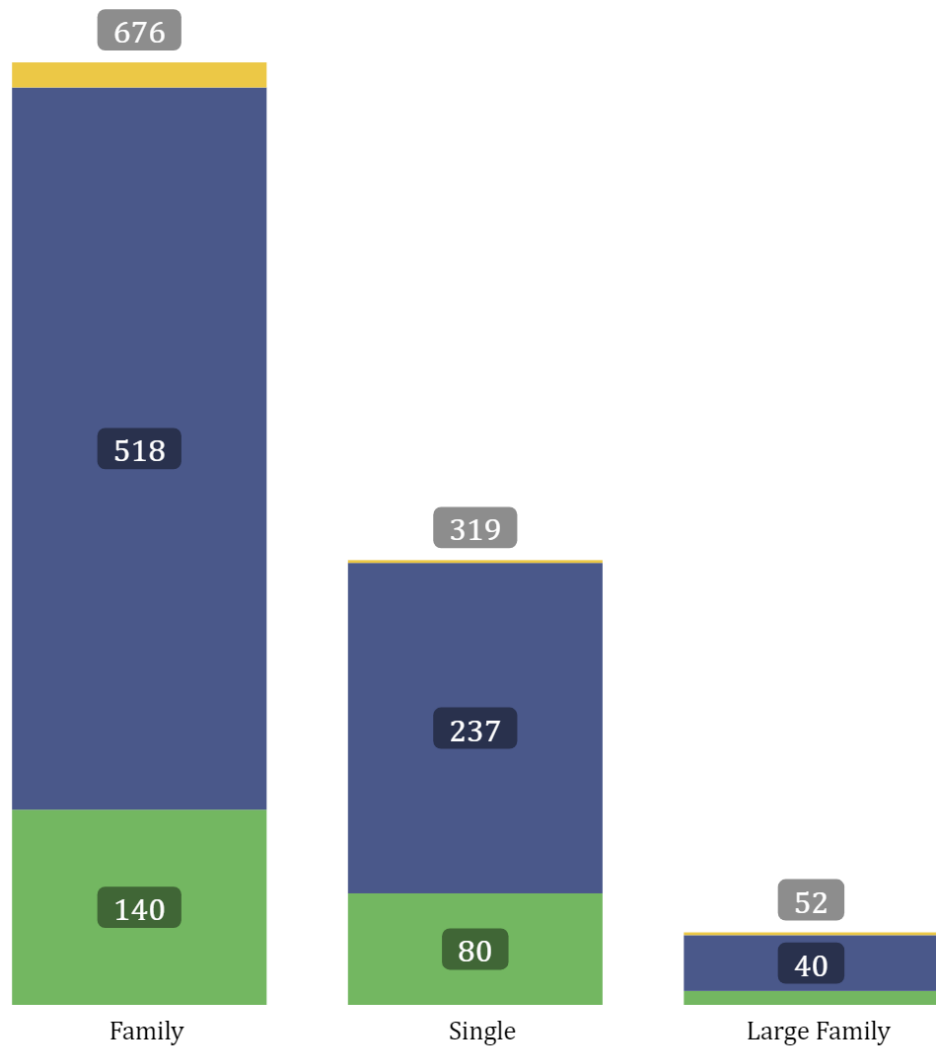


Credits distribution by market type



Weekly information  
about State program results "Affordable mortgage 7%" on 16.08.2021 (cont.)

### Applications distribution by borrower type & mortgage



● 1.1\_Apartment - primary market ● 2.1\_Apartment - secondary market ● 2.2\_House - secondary market

### Applications & Agreements by mortgage

Goal	Applications (qnty)	Applications (uah)	Credits (qnty)	Credits (uah)
<b>2.1_Apartment - secondary market</b>	<b>795</b>	<b>686 630 874</b>	<b>519</b>	<b>443 668 766</b>
+ Oschadbank	244	218 542 127	131	114 006 289
+ UGB	175	171 276 591	116	111 161 294
+ Credobank	144	113 086 029	122	106 782 191
+ Privat	179	136 331 974	117	83 496 492
+ Globus	39	35 450 672	29	25 296 600
+ OTP	6	4 890 900	3	1 950 900
+ Lviv	3	1 837 581	1	975 000
+ Alliance	5	5 215 000		
<b>1.1_Apartment - primary market</b>	<b>230</b>	<b>192 896 437</b>	<b>164</b>	<b>132 357 836</b>
+ Globus	139	121 369 212	95	77 593 646
+ Credobank	50	40 211 580	46	36 361 370
+ UGB	32	23 214 645	17	12 217 820
+ Alliance	9	8 101 000	6	6 185 000
<b>2.2_House - secondary market</b>	<b>22</b>	<b>24 031 869</b>	<b>13</b>	<b>14 117 446</b>
+ Credobank	8	9 102 900	7	7 699 860
+ UGB	9	9 223 569	4	4 449 206
+ Oschadbank	5	5 705 400	2	1 968 380
<b>Усього</b>	<b>1 047</b>	<b>903 559 180</b>	<b>696</b>	<b>590 144 048</b>

Weekly information  
about State program results "Affordable mortgage 7%" on 16.08.2021 (cont.)

### Credits by regions

Region	Credits (qnty)	Credits (uah)
Kyivska	357	353 430 807
Kharkivska	58	39 755 724
Lvivska	45	37 018 087
Volynska	45	32 093 188
Rivnenska	49	31 856 881
Vinnyska	18	14 538 799
Odeska	16	10 609 149
Ivano-Frankivska	18	9 990 901
Dnipropetrovska	10	9 000 200
Ternopil'ska	11	7 506 540
Chernihiv'ska	13	7 497 389
Mykolayiv'ska	11	7 149 328
Khmelnytska	11	6 799 250
Sumska	9	5 228 385
Zakarpatska	6	4 805 278
Cherkaska	6	4 531 470
Zhytomyr'ska	5	3 159 300
Poltav'ska	3	2 451 900
Zaporizka	2	1 066 488
Kherson'ska	1	880 000
Kirovohrad'ska	2	774 985
<b>Усього</b>	<b>696</b>	<b>590 144 048</b>

### Apps distribution by regions

