

Weekly information
about State program results "Available mortgage 7%" on 05.07.2021



Applications & Credits by banks

Banks	Applications (qnty)	Rejected apps (qnty)	Applications (uah)	Credits (qnty)	Credits (uah)
Credobank	140		110 414 860	124	105 836 040
UGB	177	3	167 430 423	106	101 894 173
Globus	150	2	128 265 746	108	87 327 836
Oschadbank	214	15	195 789 160	86	78 782 928
Privat	151	10	114 763 854	95	67 106 810
Alliance	9	3	8 231 000	5	5 205 000
Lviv	3	1	1 837 581	1	975 000
OTP	4	1	3 474 300	1	534 300
Усього	848	35	730 206 924	526	447 662 086

15
Banks

848
Applications

526
Credits

4.1 % (35)
Rejected

Applications (uah)

730 206 924

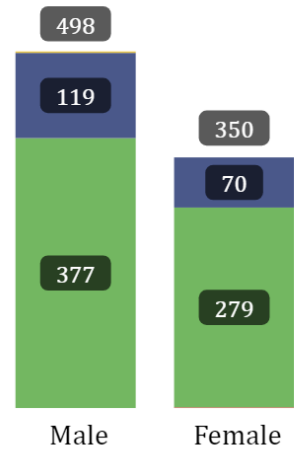
Credits (uah)

447 662 086

Average Credit (uah)

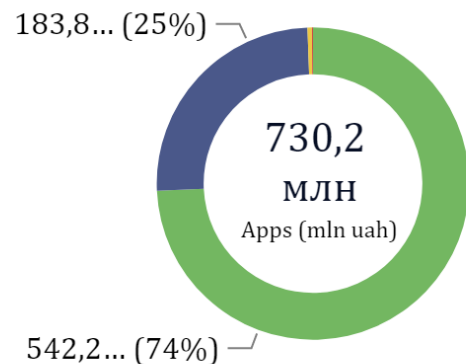
851 069

Applications by gender



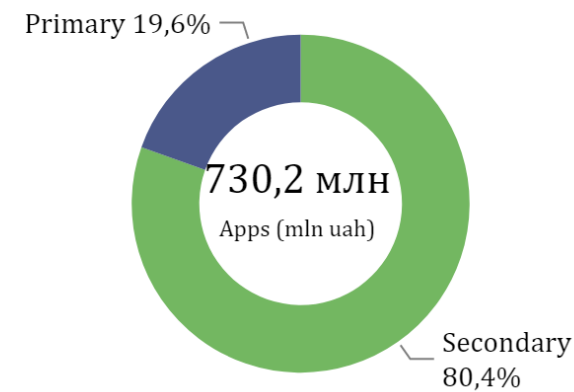
● (Пыcro) ● 1_hired ... ● 2_indivi... ● 4_w/o ...

Applications distribution by type of borrower, mln uah

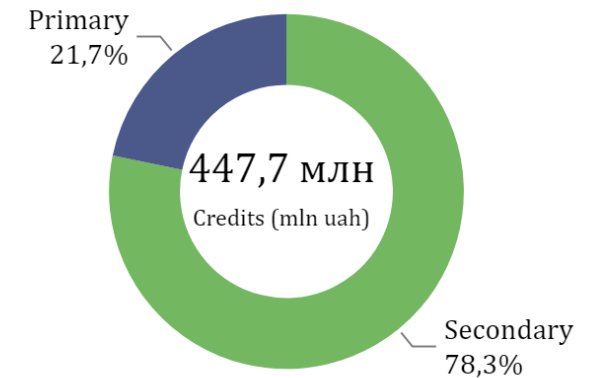


● 1_hired ... ● 2_individ... ● 4_w/o w... ● (Пыcro)

Applications distribution by market type



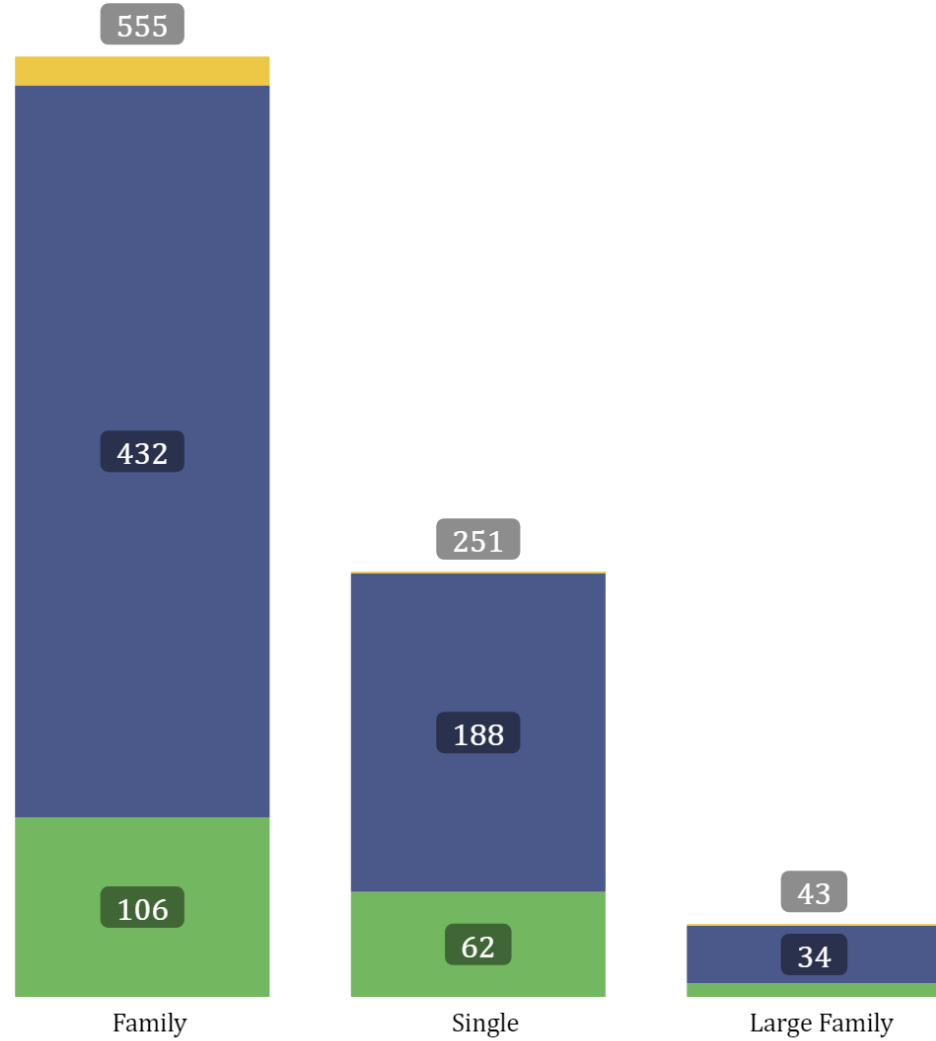
Credits distribution by market type



Weekly information
about State program results "Available mortgage 7%" on 05.07.2021 (cont.)



Applications distribution by borrower type & mortgage



● 1.1_Apartment - primary market ● 2.1_Apartment - secondary market ● 2.2_House - secondary market

Applications & Agreements by mortgage

Goal	Applications (qnty)	Applications (uah)	Credits (qnty)	Credits (uah)
2.1_Apartment - secondary market	653	565 987 734	391	338 195 131
+ UGB	149	146 304 586	96	94 453 883
+ Oschadbank	210	190 637 760	85	77 368 548
+ Credobank	99	75 986 761	86	74 163 991
+ Privat	151	114 763 854	95	67 106 810
+ Globus	35	30 742 892	27	23 592 600
+ Lviv	3	1 837 581	1	975 000
+ OTP	4	3 474 300	1	534 300
+ Alliance	2	2 240 000		
1.1_Apartment - primary market	176	142 894 361	124	97 323 909
+ Globus	115	97 522 854	81	63 735 236
+ Credobank	34	26 728 239	31	23 972 189
+ Alliance	7	5 991 000	5	5 205 000
+ UGB	20	12 652 268	7	4 411 484
2.2_House - secondary market	19	21 324 829	11	12 143 046
+ Credobank	7	7 699 860	7	7 699 860
+ UGB	8	8 473 569	3	3 028 806
+ Oschadbank	4	5 151 400	1	1 414 380
Усього	848	730 206 924	526	447 662 086

Weekly information
about State program results "Available mortgage 7%" on 05.07.2021 (cont.)

Credits by regions

Region	Credits (qnty)	Credits (uah)
Kyivska	277	274 860 632
Kharkivska	48	31 652 874
Rivnenska	36	24 651 590
Lvivska	30	24 233 214
Volynska	33	22 617 838
Vinnyska	16	13 187 299
Odeska	12	8 083 048
Ivano-Frankivska	14	7 348 081
Ternopilska	8	6 042 540
Khmelnyska	10	5 880 250
Dnipropetrovska	6	5 677 600
Mykolayivska	6	4 408 399
Zakarpatska	5	3 872 278
Chernihivska	7	3 865 489
Sumska	6	3 582 600
Zhytomyrska	4	2 402 000
Cherkaska	3	2 359 995
Khersonska	1	880 000
Kirovohradska	2	774 985
Poltavska	1	668 000
Zaporizka	1	613 375
Усього	526	447 662 086

Apps distribution by regions

