

# Weekly information about State program results "Available mortgage 7%" on 24.05.2021



## Applications & Credits by banks

Banks	Applications (qnty)	Rejected apps (qnty)	Applications (uah)	Credits (qnty)	Credits (uah)
UGB	135	3	131,721,335	68	65,420,485
Globus	124	2	108,010,086	71	59,171,036
Credobank	93		72,488,918	70	56,198,708
Privat	108	2	84,760,827	57	38,394,994
Oschadbank	153	15	143,957,302	36	32,255,809
Alliance	6	2	6,413,000	2	2,017,000
OTP	4	1	3,474,300	1	534,300
<b>Total</b>	<b>623</b>	<b>25</b>	<b>550,825,768</b>	<b>305</b>	<b>253,992,332</b>

14 Banks      623 Applications      305 Credits      4 % ( 25 ) Rejected

Applications (uah)

**550,825,768**

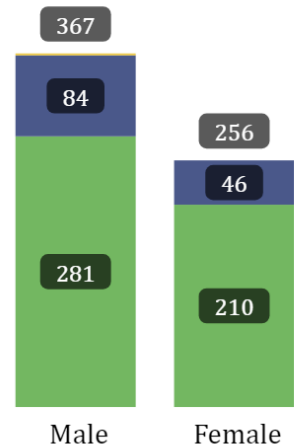
Credits (uah)

**253,992,332**

Average Credit (uah)

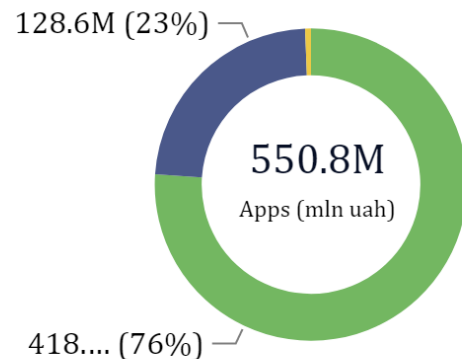
**832,762**

## Applications by gender



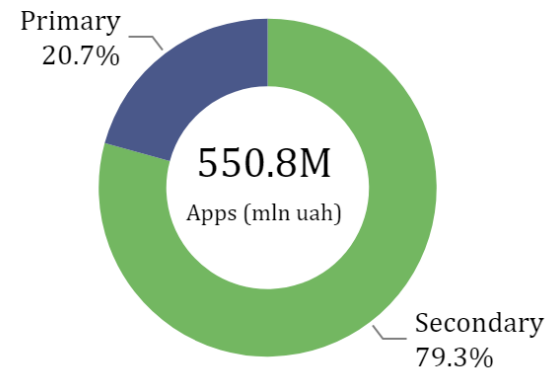
● 1\_hired wor... ● 2\_individual ... ● 4\_w/o work

## Applications distribution by type of borrower, mln uah

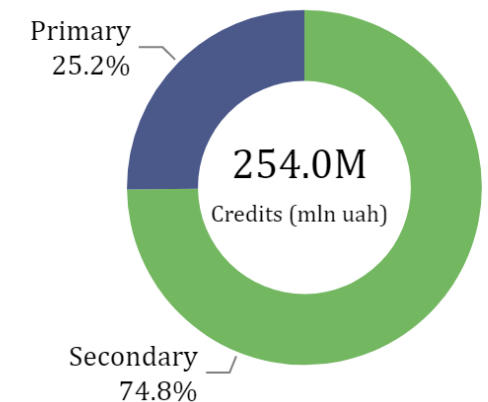


● 1\_hired worker ● 2\_individual en... ● 4\_w/o work

## Applications distribution by market type

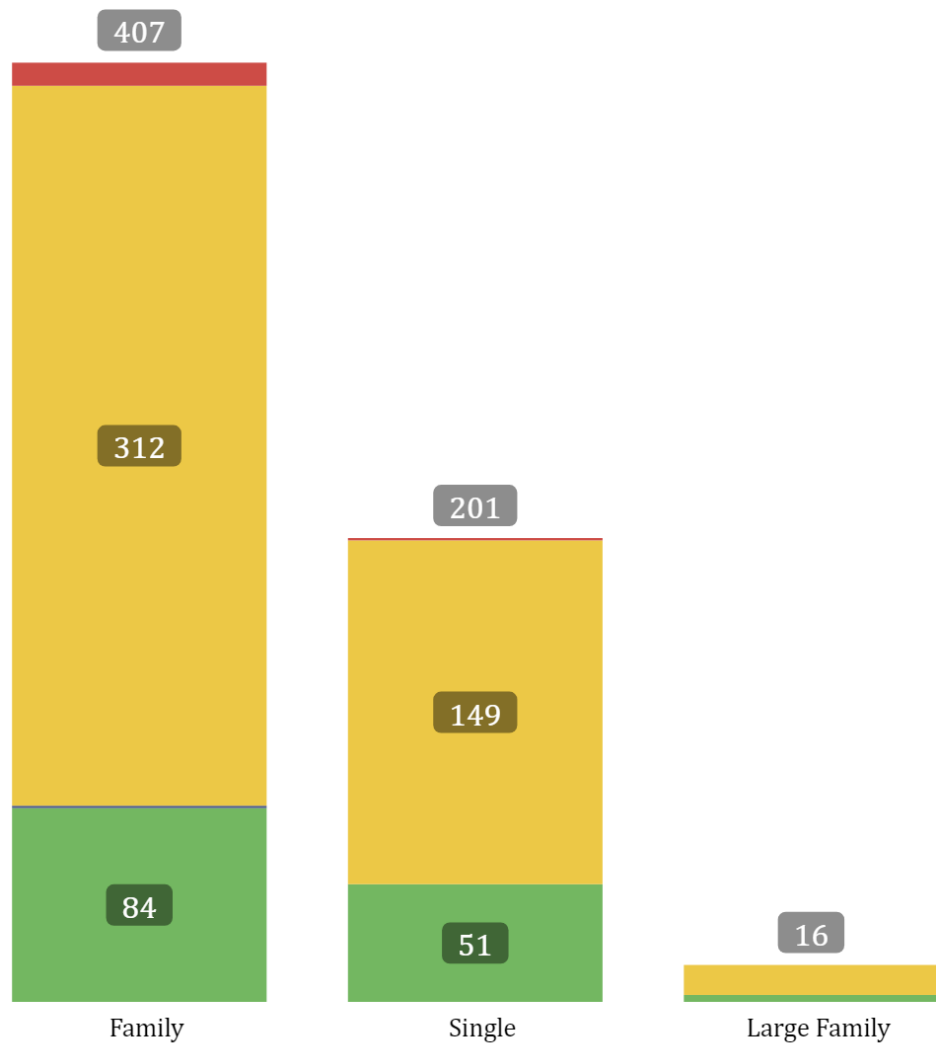


## Credits distribution by market type



Weekly information  
about State program results "Available mortgage 7%" on 24.05.2021 (cont.)

### Applications distribution by borrower type & mortgage



● 1.1\_Apartment - primary ... ● 1.2\_House - primary ... ● 2.1\_Apartment - sec... ● 2.2\_House - secon...

### Applications & Agreements by mortgage

Goal	Applications (qnty)	Applications (uah)	Credits (qnty)	Credits (uah)
<b>2.1_Apartment - secondary market</b>	<b>473</b>	<b>424,253,363</b>	<b>222</b>	<b>186,543,753</b>
+ UGB	112	114,157,223	63	62,103,601
+ Privat	108	84,760,827	57	38,394,994
+ Credobank	66	49,859,229	46	37,038,949
+ Oschadbank	151	141,767,302	36	32,255,809
+ Globus	30	27,994,482	19	16,216,100
+ OTP	4	3,474,300	1	534,300
+ Alliance	2	2,240,000	0	0
<b>1.1_Apartment - primary market</b>	<b>138</b>	<b>113,397,347</b>	<b>79</b>	<b>63,055,679</b>
+ Globus	94	80,015,604	52	42,954,936
+ Credobank	23	18,236,789	20	14,766,859
+ UGB	17	10,971,954	5	3,316,884
+ Alliance	4	4,173,000	2	2,017,000
<b>2.2_House - secondary market</b>	<b>11</b>	<b>12,278,358</b>	<b>3</b>	<b>3,496,200</b>
+ Credobank	3	3,496,200	3	3,496,200
+ Oschadbank	2	2,190,000	0	0
+ UGB	6	6,592,158	0	0
<b>1.2_House - primary</b>	<b>1</b>	<b>896,700</b>	<b>1</b>	<b>896,700</b>
+ Credobank	1	896,700	1	896,700
<b>Total</b>	<b>623</b>	<b>550,825,768</b>	<b>305</b>	<b>253,992,332</b>

Weekly information  
about State program results "Available mortgage 7%" on 24.05.2021 (cont.)

### Credits by regions

Region	Credits (qnty)	Credits (uah)
Kyivska	158	151,920,806
Kharkivska	30	19,410,824
Rivnenska	22	15,126,690
Volynska	21	14,669,700
Lvivska	17	13,745,259
Vinnitska	10	7,265,190
Odeska	7	5,070,378
Khmelnitska	8	4,695,250
Dnipropetrovska	4	4,195,125
Ivano-Frankivska	8	4,024,336
Ternopilska	5	3,587,540
Zakarpatska	3	2,624,000
Mykolayivska	3	1,839,461
Chernihivska	3	1,670,749
Cherkaska	1	1,045,995
Khersonska	1	880,000
Poltavska	1	668,000
Zaporizka	1	613,375
Sumska	1	550,000
Kirovohradska	1	389,654
<b>Total</b>	<b>305</b>	<b>253,992,332</b>

### Apps distribution by regions

