

Weekly information  
about State program results "Affordable mortgage 7%" on 02.08.2021



Applications & Credits by banks

Banks	Applications (qnty)	Rejected apps (qnty)	Applications (uah)	Credits (qnty)	Credits (uah)
Credobank	184		146 613 631	157	135 498 680
UGB	205	3	192 967 251	127	118 239 202
Oschadbank	240	15	216 344 397	126	110 591 551
Globus	170	2	147 948 434	117	96 306 516
Privat	171	10	130 717 794	112	81 115 552
Alliance	9	3	8 231 000	6	6 185 000
OTP	5	1	4 309 400	2	1 369 400
Lviv	3	1	1 837 581	1	975 000
<b>Усього</b>	<b>987</b>	<b>35</b>	<b>848 969 488</b>	<b>648</b>	<b>550 280 901</b>

15  
Banks

987  
Applications

648  
Credits

3.5 % ( 35 )  
Rejected

Applications (uah)

848 969 488


Credits (uah)

550 280 901

Average Credit (uah)

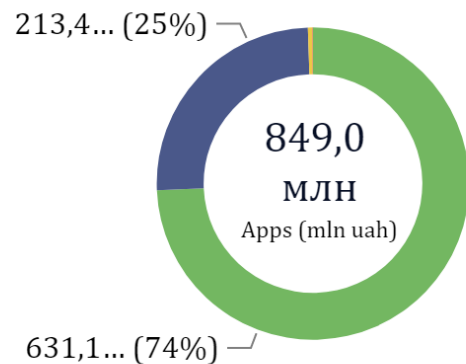
849 199

Applications by gender



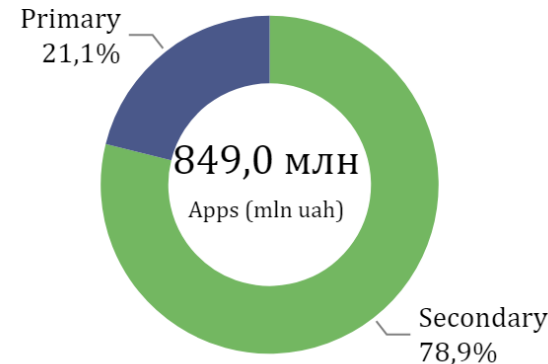
● (Пыcro) ● 1\_hired ... ● 2\_indivi... ● 4\_w/o ...

Applications distribution by type of borrower, mln uah

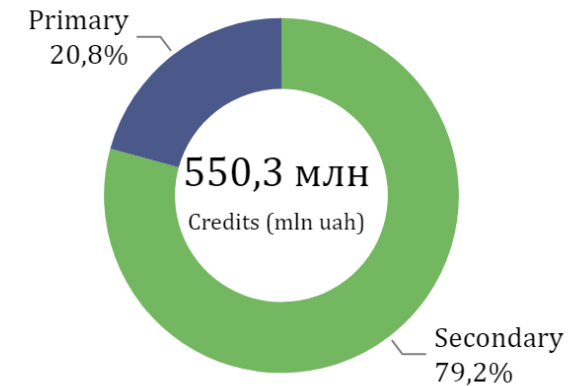


● 1\_hired ... ● 2\_individ... ● 4\_w/o w... ● (Пыcro)

Applications distribution by market type

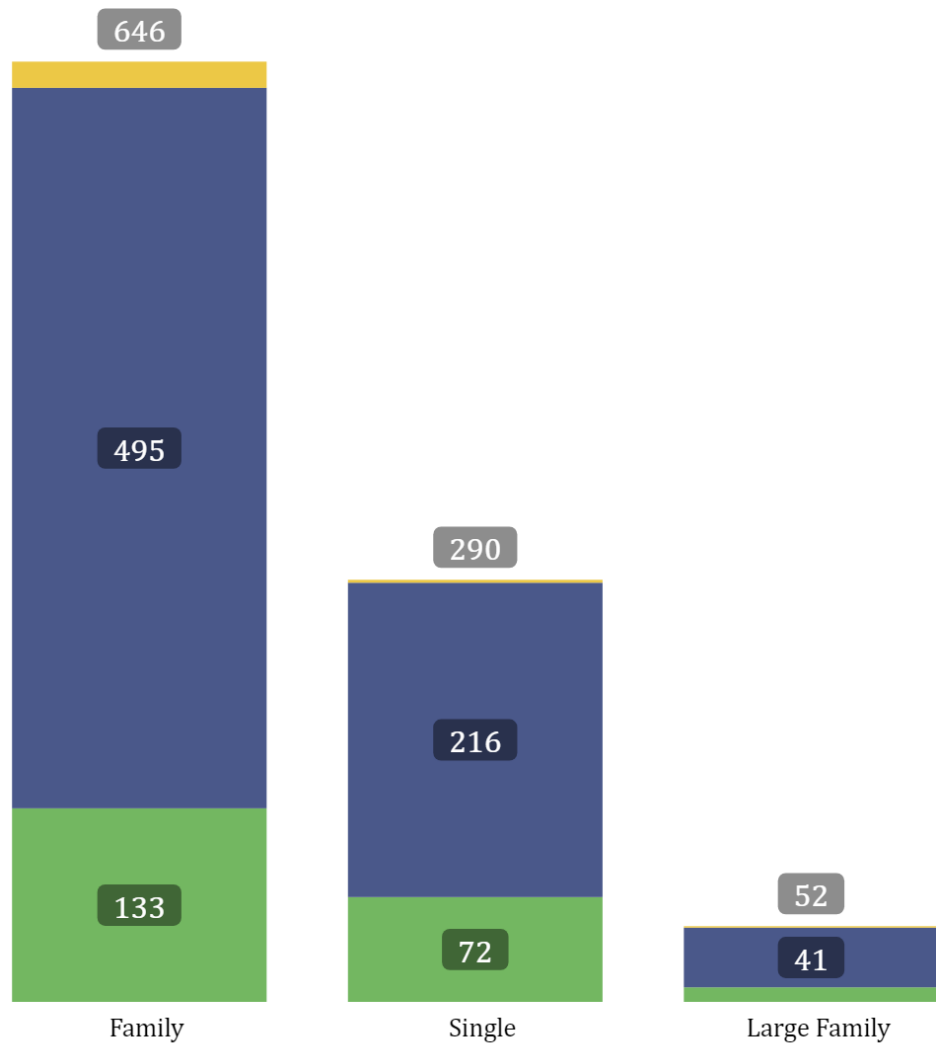


Credits distribution by market type



Weekly information  
about State program results "Affordable mortgage 7%" on 02.08.2021 (cont.)

### Applications distribution by borrower type & mortgage



● 1.1\_Apartment - primary market ● 2.1\_Apartment - secondary market ● 2.2\_House - secondary market

### Applications & Agreements by mortgage

Goal	Applications (qnty)	Applications (uah)	Credits (qnty)	Credits (uah)
<b>2.1_Apartment - secondary market</b>	<b>751</b>	<b>646 200 136</b>	<b>492</b>	<b>422 531 653</b>
+ Oschadbank	236	211 192 997	125	109 177 171
+ UGB	166	162 292 171	111	107 044 039
+ Credobank	132	101 960 301	112	97 553 891
+ Privat	171	130 717 794	112	81 115 552
+ Globus	36	31 649 892	29	25 296 600
+ OTP	5	4 309 400	2	1 369 400
+ Lviv	3	1 837 581	1	975 000
+ Alliance	2	2 240 000		
<b>1.1_Apartment - primary market</b>	<b>215</b>	<b>179 291 483</b>	<b>144</b>	<b>114 185 802</b>
+ Globus	134	116 298 542	88	71 009 916
+ Credobank	44	35 550 430	38	30 244 929
+ UGB	30	21 451 511	12	6 745 957
+ Alliance	7	5 991 000	6	6 185 000
<b>2.2_House - secondary market</b>	<b>21</b>	<b>23 477 869</b>	<b>12</b>	<b>13 563 446</b>
+ Credobank	8	9 102 900	7	7 699 860
+ UGB	9	9 223 569	4	4 449 206
+ Oschadbank	4	5 151 400	1	1 414 380
<b>Усього</b>	<b>987</b>	<b>848 969 488</b>	<b>648</b>	<b>550 280 901</b>

Weekly information  
about State program results "Affordable mortgage 7%" on 02.08.2021 (cont.)

### Credits by regions

Region	Credits (qnty)	Credits (uah)
Kyivska	331	329 214 324
Kharkivska	57	38 644 724
Lvivska	42	34 402 449
Volynska	42	29 187 538
Rivnenska	43	28 371 090
Vinnitska	17	14 132 299
Odeska	15	10 150 719
Ivano-Frankivska	17	9 595 401
Dnipropetrovska	9	8 266 600
Chernihivska	13	7 497 389
Ternopilska	10	6 936 540
Mykolayivska	10	6 286 008
Khmelnitska	10	5 880 250
Zakarpatska	6	4 805 278
Sumska	8	4 711 150
Cherkaska	6	4 531 470
Zhytomyrska	5	3 159 300
Poltavska	2	1 786 900
Zaporizka	2	1 066 488
Khersonska	1	880 000
Kirovohradska	2	774 985
<b>Усього</b>	<b>648</b>	<b>550 280 901</b>

### Apps distribution by regions

