

Weekly information about State program results "Available mortgage 7%" on 29.06.2021



Applications & Credits by banks

Banks	Applications (qnty)	Rejected apps (qnty)	Applications (uah)	Credits (qnty)	Credits (uah)
Credobank	132		104 269 020	116	99 261 840
UGB	171	3	163 384 147	101	96 822 151
Globus	146	2	123 325 801	105	85 351 236
Oschadbank	206	15	189 164 355	78	70 535 528
Privat	148	10	111 814 737	88	62 616 250
Alliance	9	3	8 231 000	5	5 205 000
	3	1	1 837 581	1	975 000
OTP	4	1	3 474 300	1	534 300
Усього	819	35	705 500 941	495	421 301 304

14
Banks

819
Applications

495
Credits

4.3 % (35)
Rejected

Applications (uah)

705 500 941

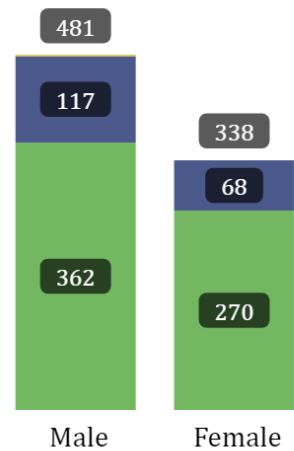
Credits (uah)

421 301 304

Average Credit (uah)

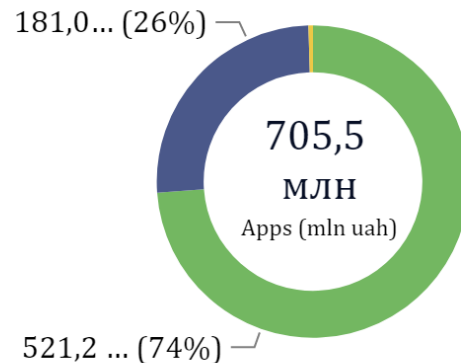
851 114

Applications by gender



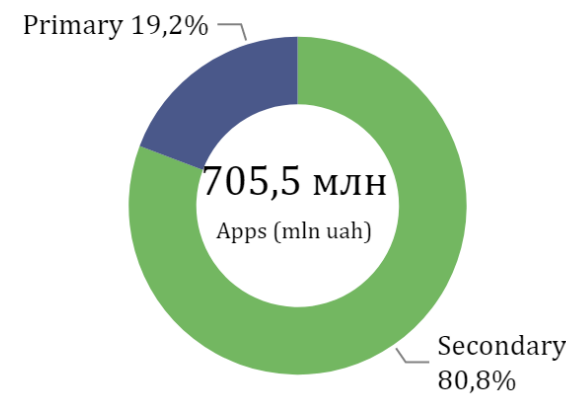
● 1_hired wor... ● 2_individual ... ● 4_w/o work

Applications distribution by type of borrower, mln uah

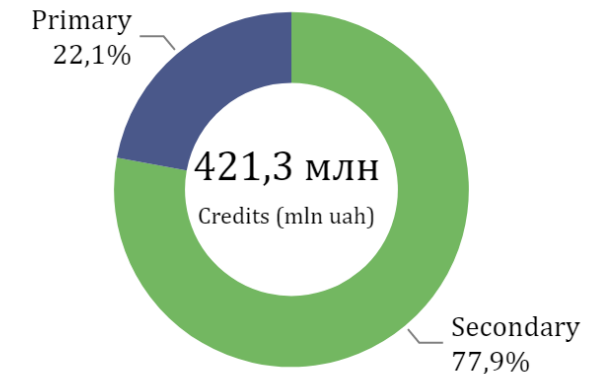


● 1_hired worker ● 2_individual en... ● 4_w/o work

Applications distribution by market type



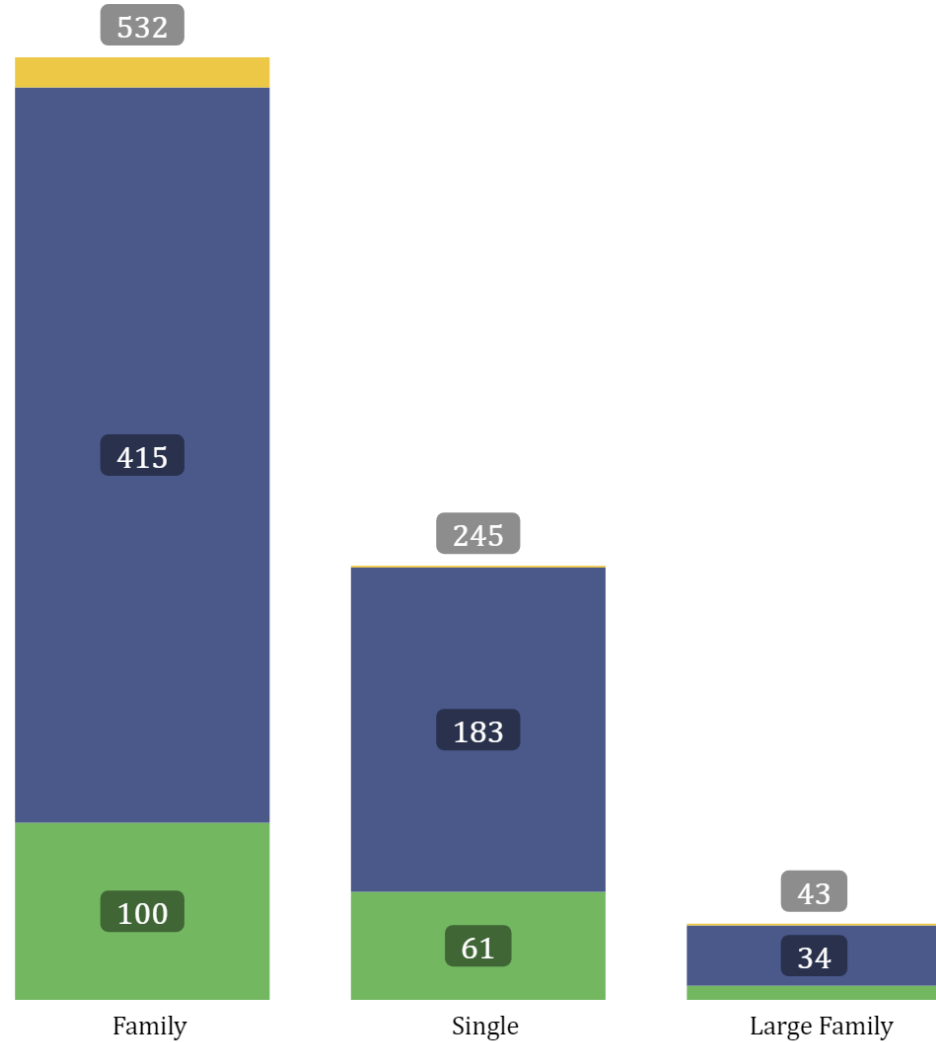
Credits distribution by market type



Weekly information
about State program results "Available mortgage 7%" on 29.06.2021 (cont.)



Applications distribution by borrower type & mortgage



● 1.1_Apartment - primary market ● 2.1_Apartment - secondary market ● 2.2_House - secondary market

Applications & Agreements by mortgage

Goal	Applications (qnty)	Applications (uah)	Credits (qnty)	Credits (uah)
2.1_Apartment - secondary market	631	548 457 140	367	317 326 629
+ UGB	144	143 033 624	92	89 999 861
+ Oschadbank	202	184 012 955	78	70 535 528
+ Credobank	94	72 099 761	81	69 725 791
+ Privat	148	111 814 737	88	62 616 250
+ Globus	34	29 944 182	26	22 939 900
+	3	1 837 581	1	975 000
+ OTP	4	3 474 300	1	534 300
+ Alliance	2	2 240 000		
1.1_Apartment - primary market	169	135 718 972	118	93 246 009
+ Globus	112	93 381 619	79	62 411 336
+ Credobank	31	24 469 399	28	21 836 189
+ Alliance	7	5 991 000	5	5 205 000
+ UGB	19	11 876 954	6	3 793 484
2.2_House - secondary market	19	21 324 829	10	10 728 666
+ Credobank	7	7 699 860	7	7 699 860
+ UGB	8	8 473 569	3	3 028 806
+ Oschadbank	4	5 151 400		
Усього	819	705 500 941	495	421 301 304

Weekly information
about State program results "Available mortgage 7%" on 29.06.2021 (cont.)

Credits by regions

Region	Credits (qnty)	Credits (uah)
Kyivska	263	259 656 432
Kharkivska	46	30 309 874
Rivnenska	33	22 478 690
Lvivska	27	22 048 459
Volynska	29	20 078 838
Vinnyska	16	13 187 299
Odeska	12	8 083 048
Ivano-Frankivska	13	6 515 026
Ternopilska	8	6 042 540
Khmelnyska	10	5 880 250
Dnipropetrovska	6	5 677 600
Mykolayivska	6	4 408 399
Zakarpatska	4	3 350 156
Chernihivska	6	3 240 739
Sumska	5	2 964 600
Cherkaska	3	2 359 995
Zhytomyrska	3	2 083 000
Khersonska	1	880 000
Kirovohradska	2	774 985
Poltavska	1	668 000
Zaporizka	1	613 375
Усього	495	421 301 304

Apps distribution by regions

